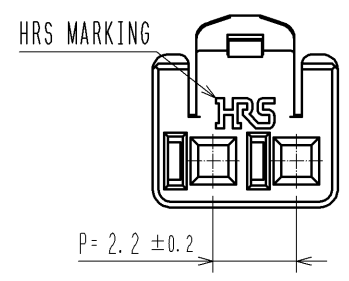
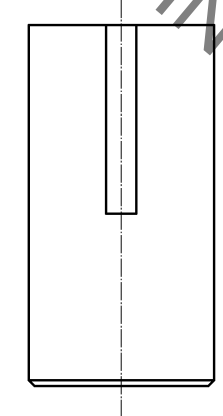
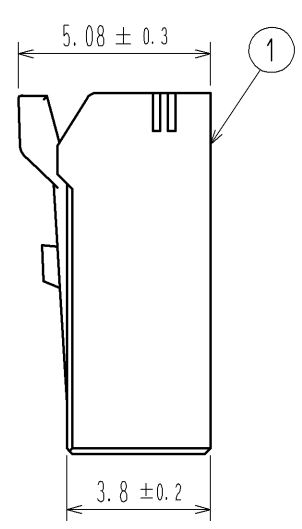
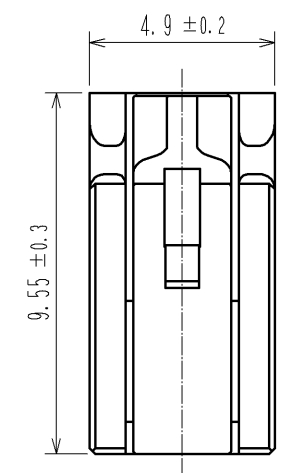
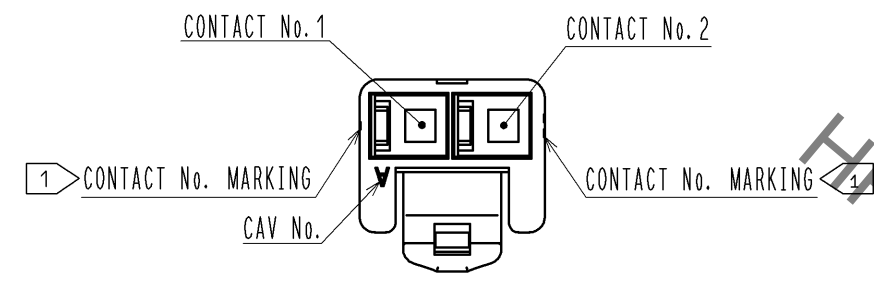
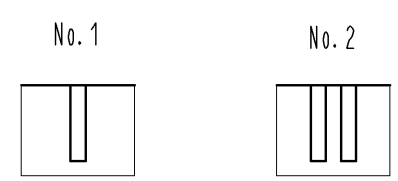
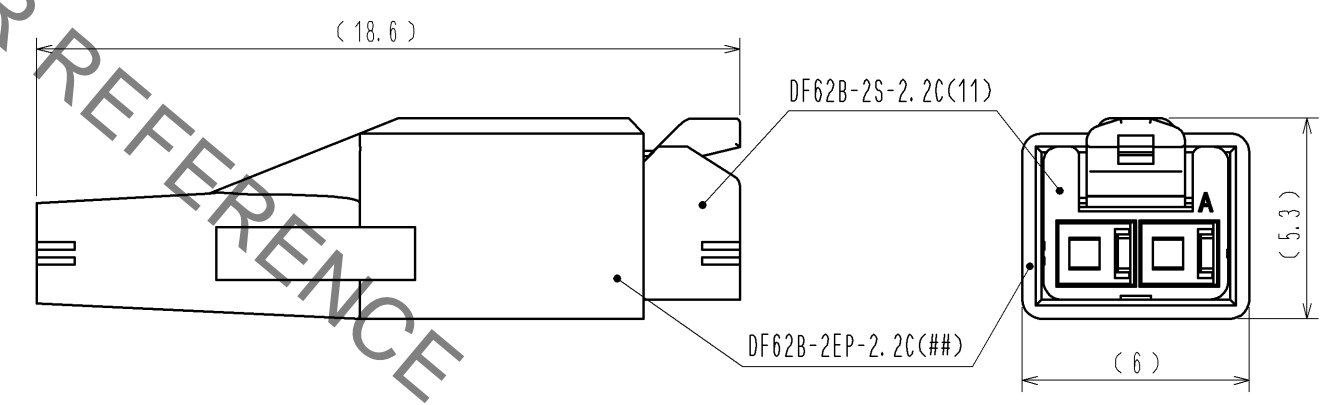


Jun.1.2020 Copyright 2020 HIROSE ELECTRIC CO., LTD. All Rights Reserved.  
In case of consideration for using Automotive equipment / device which demand high reliability, kindly contact our sales window correspondents.

1> FIGURE-1 CONTACT No. MARKING ( 10:1 )



MATING FIGURE



NOTE. 1> MARKINGS AT THE INDICATED POSITIONS ARE CONTACT NO. MARKING. AND SHAPES ARE SHOWN IN FIGURE-1.  
2. PER PACK : 100 PIECES.  
3. THE DIMENSIONS IN PARENTHESIS ARE FOR REFERENCE.

				1	PBT	UL94V-0 (BLACK)
NO.	MATERIAL	FINISH . REMARKS		NO.	MATERIAL	FINISH . REMARKS
UNITS mm		SCALE 5 : 1	COUNT 	DESCRIPTION OF REVISIONS		
				DESIGNED	CHECKED	DATE
HIROSE ELECTRIC CO., LTD.				APPROVED : KI. AKIYAMA	13. 09. 11	DRAWING NO. EDC3-351955-01
				CHECED : OM. MIYAMOTO	13. 09. 11	PART NO. DF62B-2S-2. 2C(11)
				DESIGNED : TH. YOSHIZAWA	13. 09. 11	CODE NO. CL544-0551-0-11
				DRAWN : MI. SAKIMURA	13. 09. 09	1/1

# Mouser Electronics

Authorized Distributor

Click to View Pricing, Inventory, Delivery & Lifecycle Information:

[Hirose Electric:](#)

[DF62B-2S-2.2C\(11\)](#)