

General Purpose Power Entry Module with Fuses



- Rated currents up to 10 A
- Integrated single/dual fuse holder
- Optional reduced leakage current versions (A/B type)
- Complies with IEC/EN 60601-1
- Snap-in versions (S type)
- Good attenuation performance




Performance indicators

Attenuation performance



Rated current [A]



Technical specifications

Maximum continuous operating voltage	250 VAC, 50/60 Hz
Operating frequency	DC to 400 Hz
Rated currents	1 to 10 A @ 40°C max.
High potential test voltage	P → PE 2000 VAC for 2 sec (standard types) P → PE 2500 VAC for 2 sec (B types) P → N 760 VAC for 2 sec (standard types) P → N 1700 VDC for 2 sec (B types)
Protection category	IP 40 according to IEC 60529
Temperature range (operation and storage)	-25°C to +85°C (25/85/21)
Design corresponding to	UL 60939-3, CSA Std C22.2 No. 8, IEC/EN 60939-3, GB/T 15287, GB/T 15288
Flammability corresponding to	Inlet plastic: UL 94 V-0 Fuseholder plastic: UL 94 V-0
MTBF @ 40°C/230 V (Mil-HB-217F)	2,200,000 hours
Fuse holder	1 or 2 fuses (Ø5 x 20 mm) (certified to IEC 60127-6)
Power acceptance @ amb. temperature	
Operating voltage	250 VAC, 50/60 Hz

Approvals



The FN 9260 power entry module combines an IEC inlet, mains filter with excellent filter attenuation and fuses in a small form factor. Choosing FN 9260 product line brings you rapid availability of a standard filter associated with the necessary safety acceptances. Standard IEC connector filters are a practical solution helping you to pass EMI system approval in a short time. A wide selection on amperage ratings, output connections, mounting possibilities and filters for medical applications are designed to offer you the desired solution.

Features and Benefits

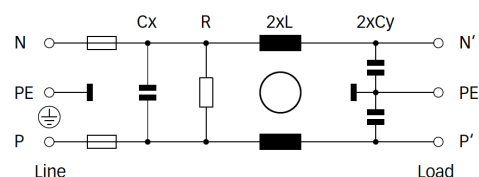
- Exceptional conducted attenuation performance, based on chokes with high saturation resistance and excellent thermal behavior
- comply with the requirements of IEC/EN 60601-1 for creepage and clearance, leakage current and high potential testing
- Versions up to 10 A are available with fuse holder for one or two fuses
- Custom-specific versions are available on request

Typical applications

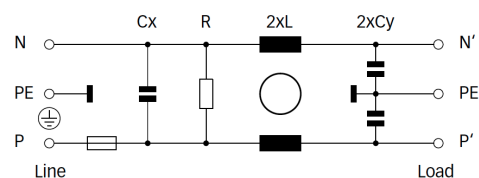
- Portable electrical and electronic equipment
- Medical equipment
- Small to medium-sized machines and household equipment
- Single-phase power supplies, switch-mode power supplies
- Test and measurement equipment

Typical electrical schematic


FN 9260 (B types without Y-capacitors)



FN 261



Filter selection table

Filter	Rated current @ 40°C (25°C)	Leakage current* @ 250 VAC/50 Hz (@ 120 VAC/60 Hz)	Inductance** L	Capacitance**		Resistance** R	Input/Output connections	Fuses*** [Qty]	Weight [g]
				Cx	Cy				
	[A]	[mA]	[mH]	[μF]	[nF]	[kΩ]			
FN 9260 x-1-06-y	1 (1.2)	0.31 (0.18)	5.3	0.1	2.2	1000	-06	2	55
FN 9260 x-2-06-y	2 (2.3)	0.31 (0.18)	2.7	0.1	2.2	1000	-06	2	55
FN 9260 x-4-06-y	4 (4.6)	0.31 (0.18)	1.0	0.1	2.2	1000	-06	2	55
FN 9260 x-6-06-y	6 (6.9)	0.31 (0.18)	0.3	0.1	2.2	1000	-06	2	55
FN 9260 x-10-06-y	10 (11.5)	0.31 (0.18)	0.2	0.1	2.2	1000	-06	2	55
FN 9260 xA1-1-06-y	1 (1.2)	0.03 (0.02)	5.3	0.1	0.22	1000	-06	2	55
FN 9260 xA-2-06-y	2 (2.3)	0.07 (0.04)	2.7	0.1	0.47	1000	-06	2	55
FN 9260 xA-4-06-y	4 (4.6)	0.07 (0.04)	1.0	0.1	0.47	1000	-06	2	55
FN 9260 xA-6-06-y	6 (6.9)	0.07 (0.04)	0.3	0.1	0.47	1000	-06	2	55
FN9260 xA-10-06-y	10 (11.5)	0.07 (0.04)	0.2	0.1	0.47	1000	-06	2	55
FN 9260 xB-1-06-y	1 (1.2)	0.00	5.3	0.1		1000	-06	2	55
FN 9260 xB-2-06-y	2 (2.3)	0.00	2.7	0.1		1000	-06	2	55
FN 9260 xB-4-06-y	4 (4.6)	0.00	1.0	0.1		1000	-06	2	55
FN 9260 xB-6-06-y	6 (6.9)	0.00	0.3	0.1		1000	-06	2	55
FN9260 xB-10-06-y	10 (11.5)	0.00	0.2	0.1		1000	-06	2	55
FN 261 x-1-06-y	1 (1.2)	0.31 (0.18)	5.3	0.1	2.2	1000	-06	1	55
FN 261 x-2-06-y	2 (2.3)	0.31 (0.18)	2.7	0.1	2.2	1000	-06	1	55
FN 261 x-4-06-y	4 (4.6)	0.31 (0.18)	1.0	0.1	2.2	1000	-06	1	55
FN 261 x-6-06-y	6 (6.9)	0.31 (0.18)	0.3	0.1	2.2	1000	-06	1	55
FN 261 x-10-06-y	10 (11.5)	0.31 (0.18)	0.2	0.1	2.2	1000	-06	1	55

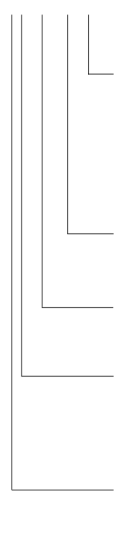
* Leakage current under normal operating conditions (acc. to IEC60939-3). Note: if the neutral line is interrupted, worst case leakage could reach twice this level.

** Tolerances apply: Inductance: -30/+50%, Capacitance: ±20%, Resistance: ±10%

*** Fuses are not included in the filter and need to be selected according to application

Product selector

FN 9260xx-yy-yy-y



Snap-in range for S version only

10: Snap-in range 0.6 to 1.5mm

20: Snap-in range 1.6 to 2.5mm

30: Snap-in range 2.6 to 3.5mm

06: Faston 6.3 x 0.8mm (spade/soldering)

1 to 10: Rated current

Blank: Standard version

A: Safety version

B: Medical version (without Y-capacitor)

 Blank: Standard housing with mounting flanges

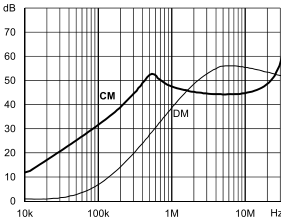
 S: Snap-in version, snapper on vertical side

For example: FN 9260-1-06-10, FN 9260 SB-10-06-20, FN 261 S-6-06-30

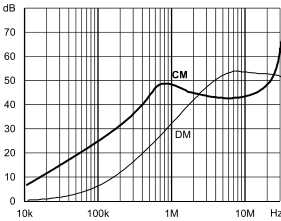
Typical filter attenuation

Per CISPR 17; A=50 Ω/50 Ω sym; B=50 Ω/50 Ω asym; C=0.1 Ω/100 Ω sym; D=100 Ω/0.1 Ω sym

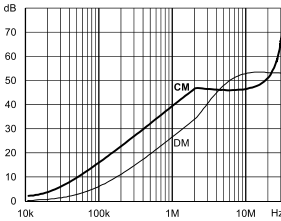
FN 261/ FN 9260: 1 A type



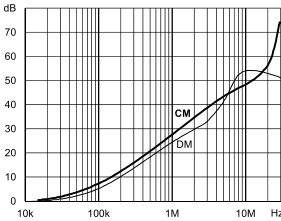
FN 261/ FN 9260: 2 A type



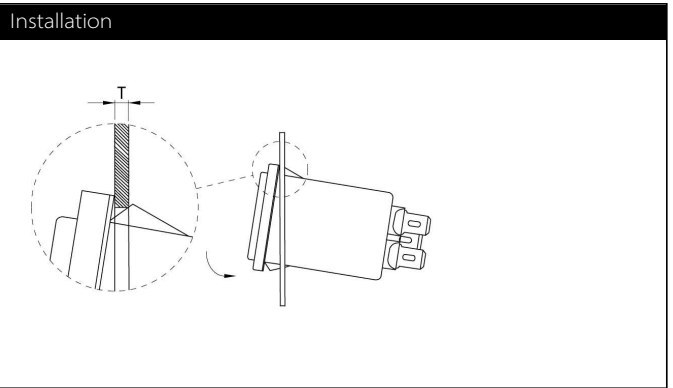
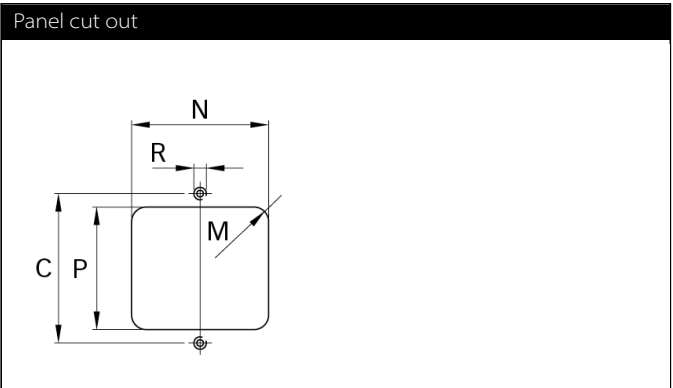
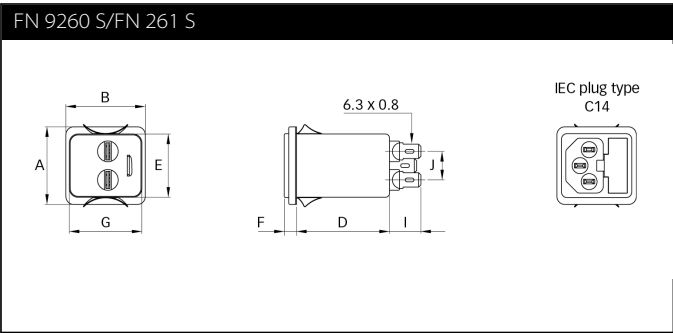
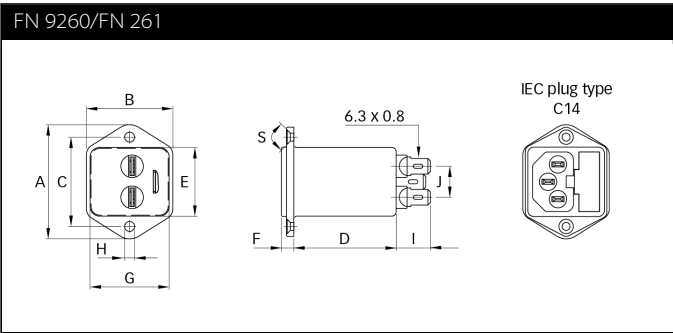
FN 261/ FN 9260: 4 A type



FN 261/ FN 9260: 6 and 10 A types



Mechanical data



Dimensions

	FN 261 FN 9260	FN 261 S FN 9260 S	Tolerances
A	46	34	±0.3
B	35	35	±0.3
C	36		±0.3
D	41	41	±0.3
E	27.8	27.8	+0.3/-0
F	5.5	5.5	±0.3
G	32	32	+0.3/-0
H	Ø3.2		±0.1
I	14	14	±0.5
J	12.5	12.5	±0.3
M	R ≤3.5	R ≤3.5	
N	33	33	+0.3/-0
P	29	29.5	±0.3
R*	M3		
S	90°		
T**		0.6-1.5	
T**		1.6-2.5	
T**		2.6-3.5	

* Recommended torque for M3 (90° countersunk flat head) is 0.5 Nm

** For selecting the panel thickness, please refer to the filter selector table.

All dimensions in mm; 1 inch = 25.4 mm
Tolerances according: ISO 2768-m/EN 22768-m

Please visit www.schaffner.com to find more details on filter connections.

Appropriated products

Accessories for IEC Inlet Filters and Power Entry Modules

The accessories displayed are a selection of available accessories for IEC Inlet filters and IEC Power entry modules. As they are displayed in a general way there might be variants of the filters where the accessories are not available.

For further information please ask your local Schaffner Sales Partner and visit our homepage <https://www.schaffner.com/>.

Power Cord with Locking System for Inlet Filters IL 13, IL 13 P, IL 19



Link to Datasheet: [Datasheet IEC C13/C19 locking cable](#)

The locking system has a tensile force of typical 200N. It is recommended to use it with flange mount filters. Lock Power Cords with IEC Inlets and Filters" Schaffner power cords with IEC lock guard against accidental disconnection of all electrical appliances with an IEC inlet. No exchange or modification of the IEC inlet or IEC inlet filter system is needed. Easy retrofit for all electronic equipments and devices.


IEC C13 Rewireable Connector for individual Power Cord with Locking System



Link to Datasheet: [Datasheet IEC C13 rewireable](#)

The locking system has a tensile force of typical 300N. It is recommended to use it with flange mount filters. For details refer to our Application Note "Using IEC Lock Power Cords with IEC Inlets and Filters" Schaffner power connector with IEC lock guard against accidental disconnection of all electrical appliances with an IEC inlet. No exchange or modification of the IEC inlet or IEC inlet filter system is needed. Easy retrofit for all electronic equipments and devices.

IB - Insulating Boots



There is a full range of insulating boots available from Schaffner that provide a physical cover for the exposed terminals on the back of IEC Inlet Filters.

These boots fit the simplest non-fused and unswitched style up to the fully fused and switched IEC filtered inlet. The boots are made from a durable black PVC material that conforms to UL94-V0 flammability requirements. The boots slip easily over the back of the filter and reduce the risk of electrical shock to maintenance personnel whilst protecting the filter from environmental hazard such as the ingress of dust and moisture.



Headquarters, global innovation and development

Switzerland

Schaffner Group

Industrie Nord
Nordstrasse 11e
4542 Luterbach
T +41 32 681 66 26
info@schaffner.com



Sales and application centers

China

Schaffner EMC Ltd. Shanghai

T20-3 C, No 565 Chuangye Road,
Pudong district
201201 Shanghai
T +86 21 3813 9500
cschina@schaffner.com
www.schaffner.com.cn

Finland

Schaffner Oy

Sauvonrinne 19 H
08500 Lohja
T +358 10 567 2855
finlandsales@schaffner.com

France

Schaffner EMC S.A.S.

16-20 Rue Louis Rameau
95875 Bezons
T +33 1 34 34 30 60
F +33 1 39 47 02 28
francesales@schaffner.com

Germany

Schaffner Deutschland GmbH

Schoemperlenstrasse 12B
76185 Karlsruhe
T +49 721 56910
F +49 721 569110
germanysales@schaffner.com

India

Schaffner India Pvt. Ltd

REGUS WORLD TRADE CENTRE
WTC, 22nd Floor Unit No 2238, Brigade
Gateway Campus, 26/1, Dr. Rajkumar Road
Malleshwaram (W)
560055 Bangalore
T +91 80 67935355
indiasales@schaffner.com

Italy

Schaffner EMC S.r.l.

Via Ticino, 30
20900 Monza (MB)
T +39 039 21 41 070
italysales@schaffner.com

Japan

Schaffner EMC K.K.

Taiju-Seimei Sangenjaya Bldg.
1-32-12, Kamiuma, Setagaya-ku
154-0011 Tokyo
T +81 3 5712 3650
F +81 3 5712 3651
japansales@schaffner.com
www.schaffner.jp

Singapore

Schaffner EMC Pte Ltd.

#05-09, Kg Ubi Ind. Estate
408705 Singapore
T +65 6377 3283
F +65 6377 3281
singaporesales@schaffner.com

Spain

Schaffner EMC España

Calle Caléndula 93, Miniparc III, Edificio E
El Soto de Moraleja, Alcobendas
28109 Madrid
T +34 917 912 900
F +34 917 912 901
spainsales@schaffner.com

Sweden

Schaffner EMC AB

Östermalmstorg 1
114 42 Stockholm
T +46 8 5050 2425
swedensales@schaffner.com
www.schaffner.com

Switzerland

Schaffner EMV AG

Industrie Nord
Nordstrasse 11e
4542 Luterbach
T +41 32 681 66 26
switzerlandsales@schaffner.com

Taiwan R.O.C.

Schaffner EMV Ltd.

20 Floor-2, No 97, Section 1, XinTai 5th Road
22175 XiZhi District New Taipei City 22175
T +886 2 2697 5500
F +886 2 2697 5533
taiwansales@schaffner.com
www.schaffner.com.tw

Thailand

Schaffner EMC Co. Ltd.

Northern Region Industrial Estate
67 Moo 4 Tambon Ban Klang
Amphur Muang P.O. Box 14
51000 Lamphun
T +66 53 58 11 04
F +66 53 58 10 19
thailandsales@schaffner.com

United Kingdom

Schaffner Ltd.

5 Ashville Way, Molly Millars Lane
Wokingham
RG41 2PL Berkshire
T +44 118 9770070
F +44 118 9792969
uksales@schaffner.com

USA

Schaffner EMC Inc.

52 Mayfield Avenue
Edison, New Jersey
T +1 732 225 9533
F +1 732 225 4789
usasales@schaffner.com
www.schaffnerusa.com

Schaffner North America

6722 Thirlane Road
24019 Roanoke, Virginia
T +1 276 228 7943
F +1 276 228 7953

Schaffner North America

823 Fairview Road
24382 Wytheville, Virginia
T +1 276 228 7943
F +1 276 228 7258

To find your local partner within Schaffner's global network: www.schaffner.com

© 2018 Schaffner Group

The content of this document has been carefully checked and understood. However, neither Schaffner nor its subsidiaries assume any liability whatsoever for any errors or inaccuracies of this document and the consequences thereof. Published specifications are subject to change without notice. Product suitability for any area of application must ultimately be determined by the customer. In all cases, products must never be operated outside their published specifications. Schaffner does not guarantee the availability of all published products. This disclaimer shall be governed by substantive Swiss law and resulting disputes shall be settled by the courts at the place of business of Schaffner Holding AG. Latest publications and a complete disclaimer can be downloaded from the Schaffner website. All trademarks recognized.

Mouser Electronics

Authorized Distributor

Click to View Pricing, Inventory, Delivery & Lifecycle Information:

Schaffner:

[FN9260S-4-06-20](#) [FN9260SB-4-06-10](#) [FN9260SB-6-06-20](#) [FN9260-6-06](#) [FN9260-4-06](#) [FN9260-1-06](#) [FN9260B-6-06](#) [FN9260B-4-06](#) [FN9260-2-06](#) [FN9260B-2-06](#) [FN9260-10-06](#) [FN9260A-2-06](#) [FN9260A-4-06](#) [FN9260A-6-06](#) [FN9260A-10-06](#) [FN9260A1-1-06](#) [FN9260B-1-06](#) [FN9260B-10-06](#) [FN9260S-1-06-10](#) [FN9260S-2-06-10](#) [FN9260S-4-06-10](#) [FN9260S-6-06-10](#) [FN9260S-10-06-10](#) [FN9260SB-1-06-30](#) [FN9260SB-2-06-10](#) [FN9260SB-2-06-30](#) [FN9260S-10-06-20](#) [FN9260SB-6-06-10](#) [FN9260SB-10-06-10](#)